

NPN Transistor



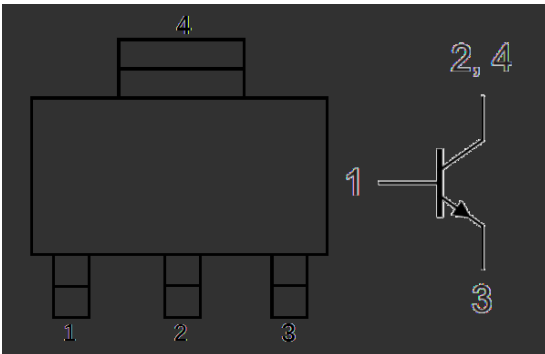
Features

- Epoxy meets UL-94 V-0 flammability rating
- Halogen free available upon request by adding suffix "HF"
- Moisture Sensitivity Level 1

Mechanical Data

- Package:** SOT-223
- Terminals:** Tin plated leads, solderable per J-STD-002 and JESD22-B102
- Marking:** ZT2222A

Equivalent circuit



Maximum Ratings (Ta=25°C unless otherwise noted)

Item	Symbol	Unit	Conditions	Value
Minimum Collector-Emitter Voltage	V_{CEO}	V	$I_C=10mA, I_B=0$	40
Minimum Collector-Base Voltage	V_{CBO}	V	$I_C=10uA, I_E=0$	75
Minimum Emitter-Base Voltage	V_{EBO}	V	$I_E=10uA, I_C=0$	6
Collector Current	I_C	A		0.6
Power Dissipation	P_D	W		1
Thermal Resistance From Junction To Ambient	R_{JA}	/W		125
Operation Junction Temperature	T_J			-55 to +150
Storage Temperature	T_{stg}			-55 to +150



PZT2222A

Electrical Characteristics (Ta=25°C unless otherwise noted)

Item	Symbol	Unit	Conditions	Min	Typ	Max
Collector-base breakdown voltage	V_{CB0}	V	IC=10uA,IE=0	75	-	-
Collector-emitter breakdown voltage	V_{CEO^*}	V	IC =10mA,IB=0	40	-	-
Emitter-base breakdown voltage	V_{EBO}	V	IE=10μA,IC=0	6	-	-
Collector-base cut-off current	I_{CB0}	nA	VCB=60V, IE =0	-	-	10
Emitter-base cut-off current	I_{EBO}	nA	VEB=3V, IC =0	-	-	10
DC current gain	h_{FE}		VCE=10V,IC=0.1mA	35	-	-
	h_{FE}		VCE=10V,IC=1mA	50	-	-
	h_{FE}		VCE=10V,IC=10mA	75	-	-
	h_{FE}		VCE=10V,IC=150mA	100	-	300
	h_{FE}		VCE=1V,IC=150mA	50	-	-
	h_{FE}		VCE=10V,IC=500mA	40	-	-
Collector-emitter saturation voltage	$V_{CE(sat)}$	V	IC=150mA,IB=15mA	-	-	0.3
			IC=500mA,IB=50mA	-	-	1
Base-emitter saturation voltage	$V_{BE(sat)}$	V	IC=150mA,IB=15mA	-	-	1.2
			IC=500mA,IB=50mA	-	-	2
Transition frequency	f_T	MHz	VCE=20V,IC=20mA,f=100MHz	250	-	-
Output Capacitance	C_{ob}	pF	VCB=10V, IE=0, f=1MHz	-	-	8
Delay time	t_d	ns	VCC=30V, IC=150mA,IB1=15mA	-	-	10
Rise time	t_r	ns		-	-	25
Storage time	t_s	ns	VCC=30V,IC=150mA,IB1=- IB2=15mA	-	-	225
Fall time	t_f	ns		-	-	60


Ordering Information (Example)

PREFERRED P/N	PACKING CODE	UNIT WEIGHT(g)	MINIMUM PACKAGE(pcs)	INNER BOX QUANTITY(pcs)	OUTER CARTON QUANTITY(pcs)	DELIVERY MODE
PZT2222A	F2	Approximate 0.11	2500	5000	25000	13" reel



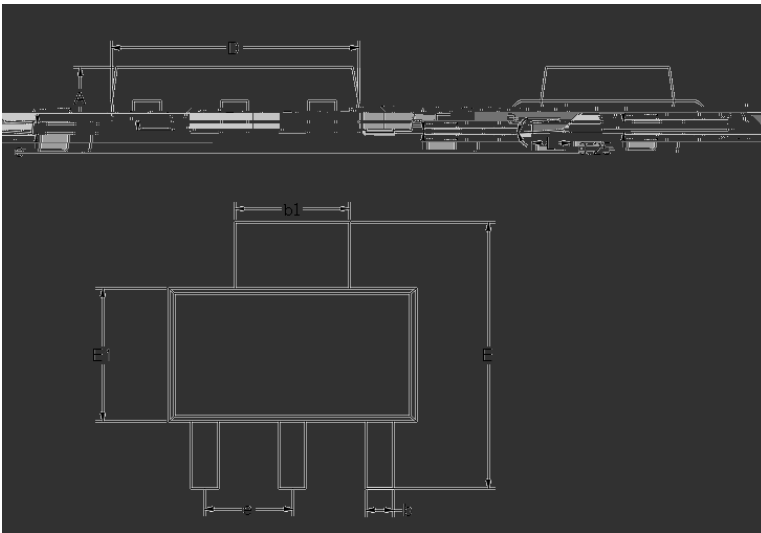
PZT2222A

Characteristics (Typical)



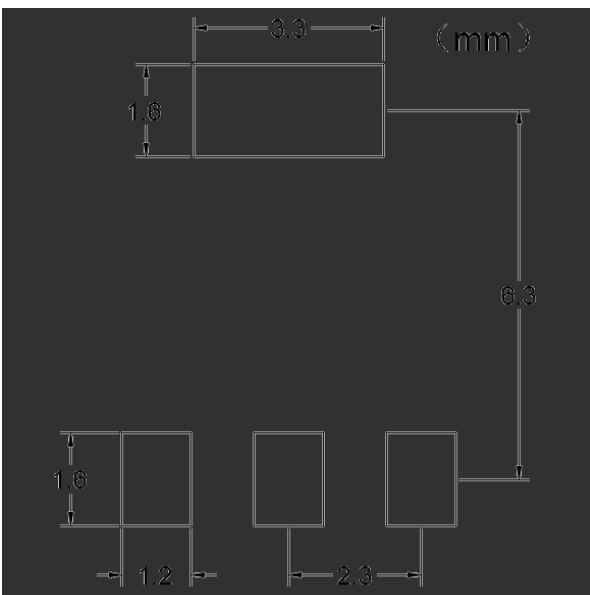


SOT-223 Package Outline Dimensions



DIM	DIMENSIONS			
	INCHES		MM	
	MIN	MAX	MIN	MAX
A	0.0561	0.0670	1.5000	1.7000
A1	0.0008	0.0089	0.0200	0.1000
b	0.0259	0.0380	0.6600	0.9400
b1	0.1140	0.1220	2.9000	3.1000
c	0.0090	0.0138	0.2300	0.3500
D _{max}	0.0480	0.0530	1.2000	1.3500
D _{min}	0.0450	0.0500	1.1500	1.2700
D _{max}	0.0450	0.0500	1.1500	1.2700
D _{min}	0.0450	0.0500	1.1500	1.2700

SOT-223 Suggested Pad Layout





PZT2222A

Disclaimer

The information presented in this document is for reference only. Yangzhou Yangjie Electronic Technology Co., Ltd. reserves the right to make changes without notice for the specification of the products displayed herein to improve reliability, function or design or otherwise.

The product listed herein is designed to be used with ordinary electronic equipment or devices, and not designed to be used with equipment