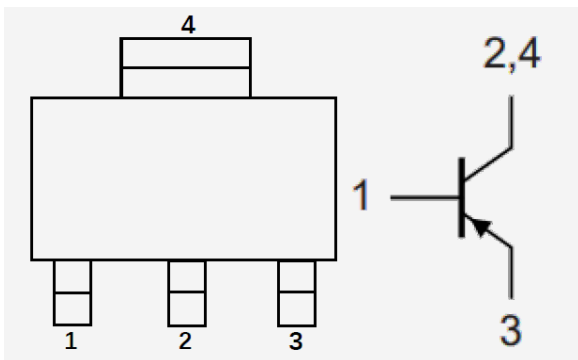


Epoxy meets UL-94 V-0 flammability rating
Halogen free available upon request by adding suffix "HF"
Moisture Sensitivity Level 1

: SOT-223
Tin plated leads, solderable per
J-STD-002 and JESD22-B102

Product	Marking
BCP51-10	BCP51-10
BCP51-16	BCP51-16



(Ta=25°C unless otherwise noted)

Parameter	Symbol	Unit	Conditions	Value
Minimum Collector-Emitter Voltage	V_{CE0}	V	$I_C = -10\text{mA}$, $I_B = 0$	-45
Minimum Collector-Base Voltage	V_{CBO}	V	$I_C = -100\mu\text{A}$, $I_E = 0$	-45
Minimum Emitter-Base Voltage	V_{EBO}	V	$I_E = -100\mu\text{A}$, $I_C = 0$	-5
Collector Current	I_C	A		-1
Power Dissipation	P_D	W		1
Thermal Resistance From Junction To Ambient	R_{JA}	/W		125
Operation Junction Temperature	T_j			-55 to +150
Storage Temperature	T_{stg}			-55 to +150




(Ta=25°C unless otherwise noted)

Collector-base breakdown voltage	V_{CBO}	V	$I_C=-100\mu A, I_E=0$	-45	-	-
Collector-emitter breakdown voltage	V_{CEO}	V	$I_C=-10mA, I_B=0$	-45	-	-
Emitter-base breakdown voltage	V_{EBO}	V	$I_E=-100\mu A, I_C=0$	-5	-	-
Collector-base cut-off current	I_{CBO}	nA	$V_{CB}=-30V, I_E=0$	-	-	-100
Collector-emitter cut-off current	I_{EBO}	nA	$V_{EB}=-5V, I_C=0$	-	-	-100
DC current gain	h_{FE}		$V_{CE}=-2V, I_C=-5mA$	63	-	-
	h_{FE}		$V_{CE}=-2V, I_C=-150mA$	63	-	250
	h_{FE}		$V_{CE}=-2V, I_C=-500mA$	40	-	-
Collector-emitter saturation voltage	$V_{CE(sat)}$	V	$I_C=-500mA, I_B=-50mA$	-	-	-0.5
Base-Emitter Voltage	V_{BE}	V	$V_{CE}=-2V, I_C=-500mA$	-	-	-1
Collector-Base Capacitance	C_{ob}	pF	$V_{CB}=-10V, I_E=0, f=1MHz$	-	15	-
Transition frequency	F_t	MHz	$V_{CE}=-10V, I_C=-50mA, f=30MHz$	100	-	-




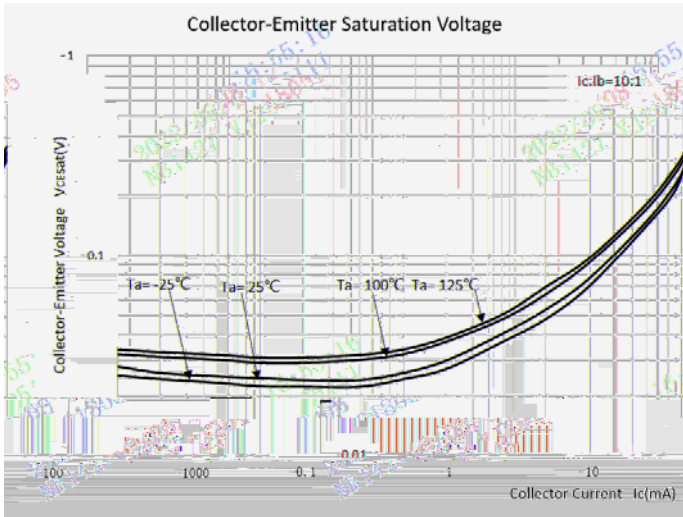
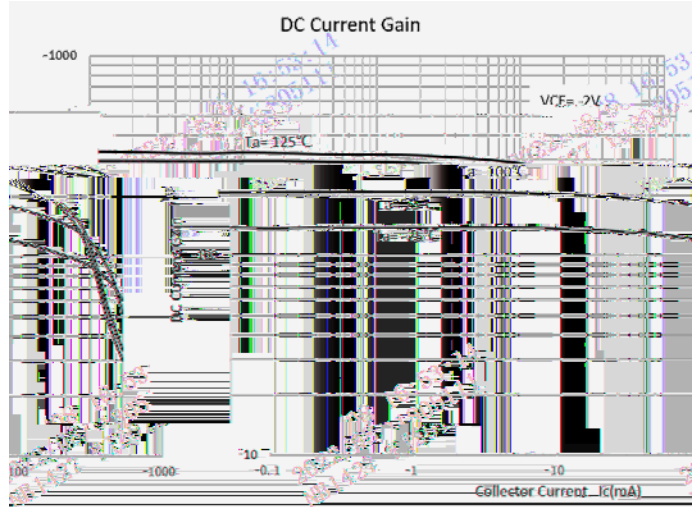
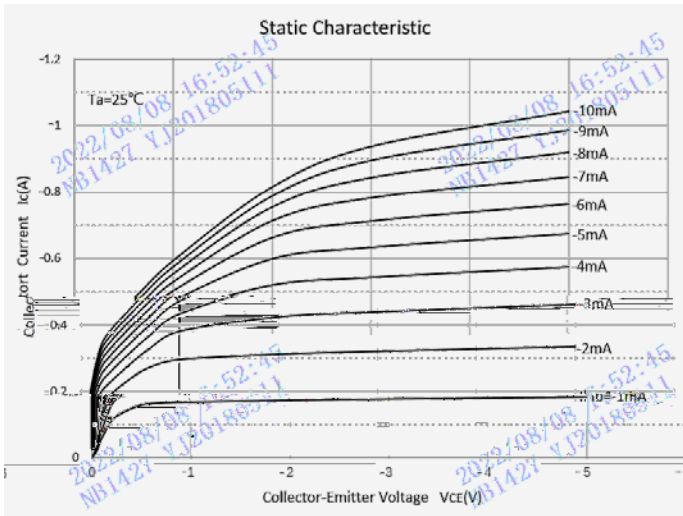
Range	63-160	100-250
-------	--------	---------

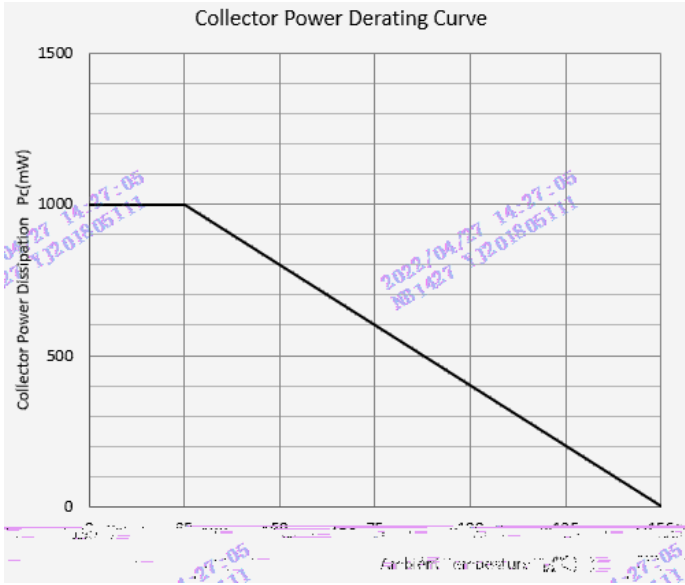
(Example)

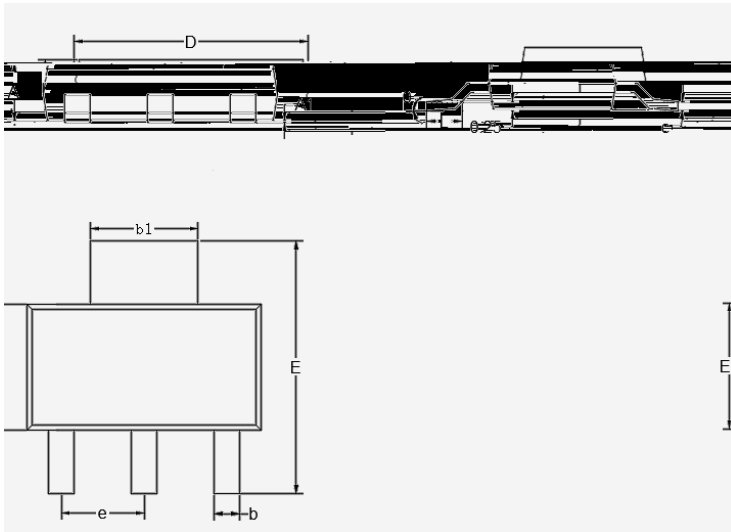




(Typical)







DIM	DIMENSIONS			
	INCHES		MM	
	MIN	MAX	MIN	MAX
A	0.0591	0.0670	1.5000	1.7000
A1	0.0008	0.0039	0.0200	0.1000
b	0.0259	0.0330	0.6600	0.8400
b1	0.1140	0.1220	2.9000	3.1000
c	0.0090	0.0138	0.2300	0.3500
D	0.2480	0.2640	6.3000	6.7000
E	0.2637	0.2874	6.7000	7.3000
E1	0.1290	0.1460	3.3000	3.7000
e	0.0866	0.0945	2.2000	2.4000
L	0.0295	0.0492	0.7500	1.2500
θ	0°	10°	0°	10°

